

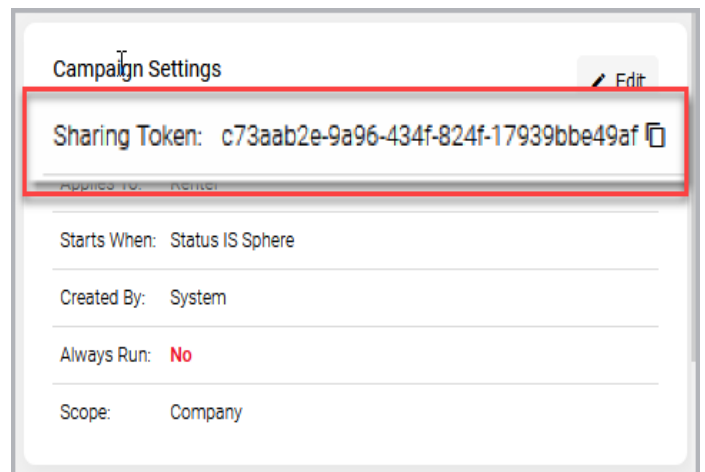
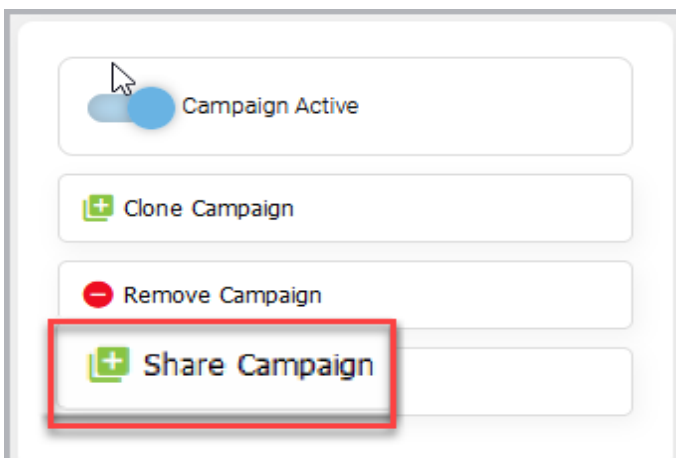
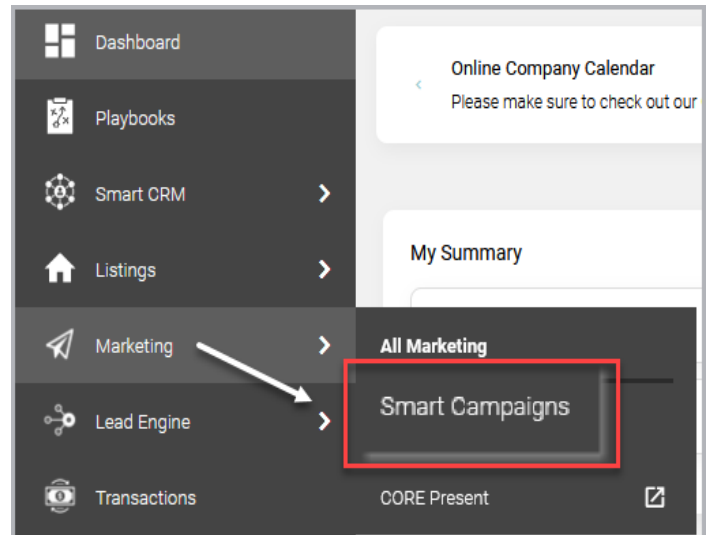


Sharing Smart Campaigns

The Keyes Connect/kvCORE platform offers a wide range of Default Campaigns that you can use right away. However, the program also allows you to customize and create campaigns tailored to your specific business needs, which can bring significant advantages. Not only can you reap the benefits of these personalized campaigns yourself, but you also have the option to share them with other agents.

Follow These Steps

1. Click Marketing
2. Select Smart Campaigns from Dropdown menu
3. Open a campaign you have edit access to
4. Click the '+ Share Campaign' button.
5. Once the pop-up appears click 'Yes'.
6. Copy Token from campaign
7. Send to Agent you want to share campaign



1. To add Campaign Follow Steps 1 & 2, click on the copy paste icon to far right over all campaigns.
2. Paste token provided and click yes.

